




Year Two Home Learning Project

Summer 1



- You should choose at least three out of the eight options below. You could think of your own idea for some research/project ('Brain Wave') as one of these.
- Please ensure you have some evidence of your Home Learning to share with your teacher. This may be presented in the Home Learning book that you have been given, or you may choose to present it in other ways e.g. using IT, creating a sculpture- be creative with how you present your work.

Our Learning Quest:	Calculate or Reason	Write	Discuss	Create	Visit	Investigate	Watch or Listen	Brain Wave!
Time Travellers Fuji Class Everest in Broomfield Everest Class 	<p>We will be learning to recognise the place value of each digit in a 3-digit number</p> <p>Choose a 3-digit number and represent the place value of each digit in different ways:</p> <ol style="list-style-type: none"> 1) Use a part-whole model 2) Create a place value chart 3) Write the place value of each digit in words and numbers. 	<p>Create an information leaflet about Broomfield House.</p> <p>You could include a picture of Broomfield House and some interesting facts. Use persuasive language to encourage your reader to visit it. You could even include the address and phone number. Remember to use lots of colours to make it eye catching!</p>	<p>Bake some cupcakes and discuss the measurement of the ingredients used. Look carefully at the units of measure used and discuss which ingredient weighed more or less.</p> <p>Please see the link for an easy recipe to follow.</p> <p>https://www.bbcgoodfood.com/recipes/cupcakes</p> 	<p>Take a trip to Broomfield Park and create a painting of your favourite place in the park. You could make a few sketches to decide on your favourite part of the park.</p> <p>You can choose your own art tools e.g., crayons or oil pastels.</p> 	<p>Visit your local park and describe your favourite area. How did you get there? Write a recount of your visit.</p>	<p>Take a trip to the park and investigate all the insects you can see. Take a picture of the insects and their habitats if possible. Write down the name of the insects you have found and describe their habitat by researching online.</p> <p>You could choose to present your research on Google slides or Google docs.</p>	<p>Watch the video "Enfield 2013, Broomfield House in Palmers Green. Write down all the changes that you can see from the past to present time. You could create a Venn diagram to compare the differences and similarities OR you could create a table with the subheadings 'same' and 'different'</p> <p>https://www.youtube.com/watch?v=r7nqXufqgqA</p>	

Your Home Learning should be completed mid-way through the half term. We would like you to complete your work in your Home Learning book and bring it back into school on the hand in date. **Please submit any photographs of creative projects to your Google Classroom.**

Hand in Date	Teacher Feedback
Tuesday 7 th May 2024	Thursday 23 rd May 2024

