



# Bowes Primary School

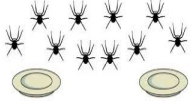






## Home Learning Pack

### Dear Parents

- We have provided several tasks that will support your child's learning during the current school closure.
- Many of the tasks are based on what the children would have been studying in class.
- Work can be recorded in your child's Home Learning book where appropriate.
- As teachers will not be able to oversee or feedback on this work, any support you can provide will be helpful.

WILLOW NURSERY HOME LEARNING 29th June 2020				Suggestions & Ideas !	
Time	Monday	Tuesday	Wednesday	Thursday	Friday
8.30 - 9.00	<b>Get Active !</b> Continue to Choose your favourite Activity from: Cosmic Kids Yoga 'Spider Pose' <a href="https://www.youtube.com/watch?v=9j4Y5EYIJwg">https://www.youtube.com/watch?v=9j4Y5EYIJwg</a> Jamie's Brain Break 'Spidey Superpowers' <a href="https://www.youtube.com/watch?v=Ix08FrWBpOg">https://www.youtube.com/watch?v=Ix08FrWBpOg</a> Cbeebies: Andy's Animal Rap - Do the Spidery Bounce Series 1 Episode 9 - <a href="https://www.bbc.co.uk/iplayer/episode/p071b2hk/andys-animal-raps-series-1-9-spider-bounce">https://www.bbc.co.uk/iplayer/episode/p071b2hk/andys-animal-raps-series-1-9-spider-bounce</a>				
<b>Starter:</b> Singing our 'Days of the Week' song. It's June, nearly July! - what's the weather like today ? Count to the Date. Practise the Days of the Week - join in with: <a href="https://www.youtube.com/watch?v=spi77By9-iA">https://www.youtube.com/watch?v=spi77By9-iA</a> <b>Story of the Week: "The Very Busy Spider" by Eric Carle</b> <a href="https://www.youtube.com/watch?v=TfLQg-XRxnA">https://www.youtube.com/watch?v=TfLQg-XRxnA</a>					
9.00-9.30 <b>REVISE</b> all previous Set 1 letters <b>every day first</b> Practise your Set 1 Speedsounds, saying without 'uh' and remember to either 'stretch' or 'bounce' or 'just breath'	<b>Phonics</b> Practise: Repeat - <a href="https://www.bbc.co.uk/iplayer/episode/b01f8b5r/alphablocks-series-2-24-on">https://www.bbc.co.uk/iplayer/episode/b01f8b5r/alphablocks-series-2-24-on</a> <b>Watch:</b> cbeebies Alphablocks Series 2:24 Episode: <b>'On'</b> Join in with saying the sounds with the alphablocks!	<b>Phonics</b> Set out your cards Set out 1 word at a time: h a t f a n b a t p e t z a p y a p t a p Say the sounds, then swoosh your finger along to say the word! Watch: cbeebies Alphablocks Series 3:4 Episode: <b>'Hat'</b> Read the words as the alphablocks hold hands <a href="https://www.bbc.co.uk/iplayer/episode/b01n85l3/alphablocks-series-3-4-hat">https://www.bbc.co.uk/iplayer/episode/b01n85l3/alphablocks-series-3-4-hat</a>	<b>Phonics</b> Set out your cards: Set out 1 word at a time: h e n d o g d i g c a t c u t p i g Say the sounds, then swoosh your finger along to say the word! More tomorrow! Watch: cbeebies Alphablocks stage 3 Episode: <b>'Little Red N'</b> Read the words as the alphablocks hold hands <a href="https://www.bbc.co.uk/iplayer/episode/b01n8ik3/alphablocks-series-3-5-little-red-n">https://www.bbc.co.uk/iplayer/episode/b01n8ik3/alphablocks-series-3-5-little-red-n</a>	<b>Phonics</b> Set out your cards: Set out 1 word at a time - p i c k m i l l m i x h o t h o t t e n Say the sounds, then swoosh your finger along to say the word. Watch same Episode: Watch: cbeebies Alphablocks Episode: <b>'Little Red N'</b> Read the words as the alphablocks hold hands <a href="https://www.bbc.co.uk/iplayer/episode/b01n8ik3/alphablocks-series-3-5-little-red-n">https://www.bbc.co.uk/iplayer/episode/b01n8ik3/alphablocks-series-3-5-little-red-n</a>	<b>Phonics</b> Play setting out your cards - make up some short 3 letter words by yourself - play sounding them out  Have a try at writing some - don't forget the <b>"here we go"</b> lead-in stroke.  <b>RED WORDS:</b> Not for sounding out: <b>I the said</b> Show to your child & repeat together
9.30-10.30	<b>Free-Flow Activities</b> Suggestions to Choose from: <ul style="list-style-type: none"> <li>Making Spider biscuits - <u>SEE ATTACHED PICTURE</u></li> <li>Making a SPIDERMAN mask - <u>SEE ATTACHED PICTURE</u></li> <li>'Get Squiggling' <a href="https://www.bbc.co.uk/cbeebies/watch/get-squiggling-spider">https://www.bbc.co.uk/cbeebies/watch/get-squiggling-spider</a> 'SPIDER'</li> <li>Use tape to create a spider's web on the floor - play a game of spiders &amp; flies - when the music stops - don't be stuck on the Web! If you are caught, then it's your turn to be the Spider! <u>SEE ATTACHED PICTURE</u></li> <li>Make a spider's web, using sticks from outdoors, and string. <u>SEE ATTACHED PICTURE</u></li> <li>Make some holes around the edge of a paper plate, thread some wool across to make a spider's web - <u>SEE ATTACHED PICTURE</u></li> </ul> We are enjoying seeing what you are doing with these activities on your look&me account ! Thank you !				
10.30-11.00	<b>Morning Snack</b>				
11.00-11.30	<b>Maths Focus</b> Can you draw 10 spiders? ✨ ✨ ✨ ✨ ✨ ✨ ✨ ✨ ✨ ✨ ✨ ✨ Cut them out & share them between 2 bowls. Try different ways. Can you say which bowl has <b>'more'</b> ? Can you say which bowl has <b>'fewer'</b> ? Count them carefully! Can you make the bowls have the <b>'same'</b> number of spiders?  SEE BELOW:	<b>Literacy Focus</b> <b>'The Very Busy Spider'</b> by Eric Carle <a href="https://www.youtube.com/watch?v=TfLQg-XRxnA">https://www.youtube.com/watch?v=TfLQg-XRxnA</a> Can you make the MAKATON signs for a horse, cow, sheep, goat, pig, dog, cat, duck? Can you make their animal noises? Spider was so busy, then she caught the fly - she 'persevered' & was not distracted !	<b>Understanding The World</b> WIZZ - 'Jess' Minibeast Adventures' - watch <a href="https://www.youtube.com/watch?v=9RtW9zG0854">https://www.youtube.com/watch?v=9RtW9zG0854</a> How many eyes can a spider have? What does she use the hairs on her legs for? (to sense movement on the web) CAN YOU FIND SOME SPIDERS OUTSIDE - CAN YOU FIND A WEB?	<b>Expressive Arts &amp; Design</b>  Paint your hand with black paint - press it down onto paper - not your thumb! Turn your paper around -	<b>PSED/Social &amp; Emotional</b>  <b>Repeat:</b> Learn about some more happy children all over the World: Cbeebies 'WHERE IN THE WORLD' Choose Series1:5 Episode: <a href="https://www.bbc.co.uk/iplayer/episode/b08tcbxn/where-in-the-world-series-1-5-anushka-hamza-and-liza-liza">https://www.bbc.co.uk/iplayer/episode/b08tcbxn/where-in-the-world-series-1-5-anushka-hamza-and-liza-liza</a>

	<p>As we know taking means sharing into 2 equal groups. See if you can count the spiders and share between us to find half!</p> 	<a href="https://www.youtube.com/watch?v=sNm4z3mumHQ">https://www.youtube.com/watch?v=sNm4z3mumHQ</a> Here are the 'Singing Hands' to show you how to make the MAKATON signs.	'SPIDER' Animals For Kids <a href="https://www.youtube.com/watch?v=fSC0jWISsl4">https://www.youtube.com/watch?v=fSC0jWISsl4</a> How many eggs can a spider lay?	Paint your hand again - now press your fingers down again - to make a handprint spider! Draw some eyes & stick them on. Now wash your hands!	<a href="https://www.youtube.com/watch?v=picks-cucumbers-with-grandma">picks-cucumbers-with-grandma</a>
11.30-12.30	<b>Lunch Break</b>				
12.30-1.00	<b>Get Active Outdoors! Fresh Air play.</b>				
1.00-1.30	<b>Number Activity</b> Play putting pegs for legs on your spider! 8 Legs - peg them on each side - how many ways can you make 8? Or play finding the correct number of pegs? 	<b>Number Activity</b> Practise writing number 8 with your finger in some salt or flour. Keep your finger on the whole way around! 	<b>Number Activity</b> Draw a giant 'drainpipe' outdoors on the ground. OR use masking tape. Write numbers to 10 on sections on the drainpipe. Like Hopscotch. Children take turns to throw the dice & move selves as spiders up the drainpipe. Adult calls out 'Down came the rain' & spiders have to be washed out & start again.	<b>Number activity</b> 'Hey Mrs Spider - How many legs?' Listen to the song & practise your counting! <a href="https://www.youtube.com/watch?v=w6xZttvLJC0">https://www.youtube.com/watch?v=w6xZttvLJC0</a>	<b>Number Activity</b> Listen to the song - play putting your spider Up or Down In or Out <a href="https://www.youtube.com/watch?v=QykelNWdArc">https://www.youtube.com/watch?v=QykelNWdArc</a> Listen to the Nursery Rhyme: Play being Little Miss Muffet - Play sitting ON the tuffet & running away. Play being the spider & sit down BESIDE the tuffet. <a href="https://www.youtube.com/watch?v=D7SCRHP8TU0">https://www.youtube.com/watch?v=D7SCRHP8TU0</a>
1.30-2.00	<b>Story Time</b> Listen to 'Incy Wincy Spider' By KidsTV123 <a href="https://www.youtube.com/watch?v=ek95wga4Xs">https://www.youtube.com/watch?v=ek95wga4Xs</a>	<b>Story Time</b> All about living together in harmony: <a href="https://www.bbc.co.uk/iplayer/episode/b0bp2m7h/cbeebies-bedtime-stories-655-radzi-chinyanganya-mixed">https://www.bbc.co.uk/iplayer/episode/b0bp2m7h/cbeebies-bedtime-stories-655-radzi-chinyanganya-mixed</a> Read by Radzi from BBC'S Blue Peter	<b>Story Time</b> <a href="https://www.youtube.com/watch?v=5df388jmToo">https://www.youtube.com/watch?v=5df388jmToo</a> 	<b>Story Time</b> <a href="https://www.youtube.com/watch?v=9639WmGRLk">https://www.youtube.com/watch?v=9639WmGRLk</a> 'Spinderella' by Julia Donaldson 	<b>Story Time</b> 'Tinga Tinga Tales' 'Why Spider Has a Tiny Waist' <a href="https://www.bbc.co.uk/iplayer/episode/b00qt162/tinga-tinga-tales-series-1-12-why-spider-has-a-tiny-waist">https://www.bbc.co.uk/iplayer/episode/b00qt162/tinga-tinga-tales-series-1-12-why-spider-has-a-tiny-waist</a>
2.00-2.30	<b>Review</b> - Talk about the day's learning. Please upload the activities for us to see on your look@me.				

<https://www.youtube.com/watch?v=hCBzNnSSxds>

ReadWriteInc on youtube. Please practise saying your sounds, like the little girl in the ReadWriteInc film.



Delicious Spider biscuits!







**Using a paper plate to make a Spiderman mask !**



**Can you play this game?**







**Can you find some sticks?**





**Can you make a Spider's Web using a paper plate?**







Stretch: mmmmmountain  
Handwrite: Mäisä, mountain, mountain



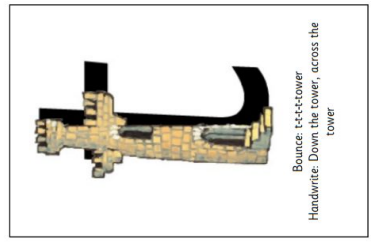
Bounce: a-a-a-apple  
Handwrite: Round the apple, down the leaf



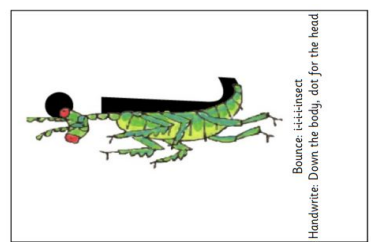
Stretch: ssssssnake  
Handwrite: Slither down the snake




Bounce: d-d-d-dinosaur  
Handwrite: Round his bottom, up his tall neck, down to his feet




Bounce: t-t-t-tower  
Handwrite: Down the tower, across the tower



Bounce: i-i-i-insect  
Handwrite: Down the body, dot for the head




Stretch: nnnnet  
Handwrite: Down Nobby, over his net



Bounce: p-p-p-pirate  
Handwrite: Down the pirate and over the pirate's face



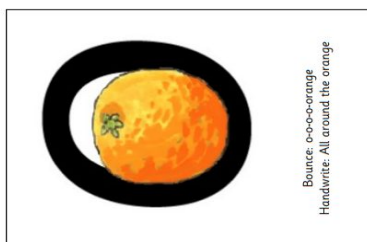
Bounce: g-g-g-girl  
Handwrite: Round her face, down her hair and give her a curl



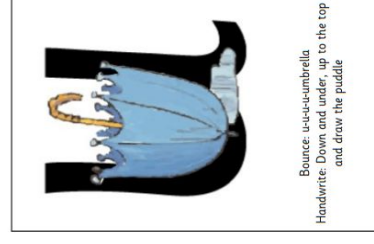
Bounce: k-k-k-kangaroo  
Handwrite: Down the kangaroo's body, tail and leg



Bounce: c-c-c-caterpillar  
Handwrite: Curl around the caterpillar




Bounce: o-o-o-orange  
Handwrite: All around the orange



Bounce: u-u-u-umbrella  
Handwrite: Down and under, up to the top and draw the puddle



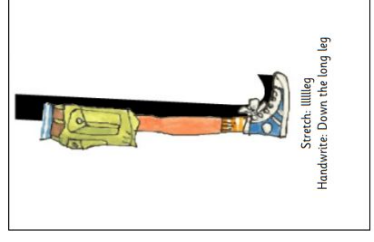
Bounce: b-b-b-boot  
Handwrite: Down the lace to the heel, round the toe



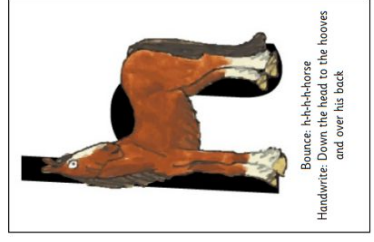
Stretch: fffffflower  
Handwrite: Down the stem, and draw the leaves



Bounce: e-e-e-egg  
Handwrite: Lift off the top and scoop out the egg



Stretch: lllllleg  
Handwrite: Down the long leg



Bounce: h-h-h-horse  
Handwrite: Down the head to the hooves and over his back



