


Bowes Primary School



Home Learning Pack

Dear Parents


- We have provided several tasks that will support your child's learning during the current school closure.
- Many of the tasks are based on what the children would have been studying in class.
- Work can be recorded in your child's Home Learning book where appropriate.
- As teachers will not be able to oversee or feedback on this work, any support you can provide will be helpful.

WILLOW NURSERY HOME LEARNING 11 th May 2020			Suggestions & Ideas!		
Time	Monday	Tuesday	Wednesday	Thursday	Friday
8.30 – 9.00	Get Active ! Continue to Choose your favourite Activity from: Try : https://www.youtube.com/watch?v=LMxtwzroMTQ Can you dance the pop-see-ko? Joe Wicks https://www.youtube.com/results?search_query=5+a+day-fitness Cosmic Kids Yoga https://www.youtube.com/user/CosmicKidsYoga				
Starter: Singing our ‘Days of the Week’ song – tune ‘Frere Jacques’ It’s May - what’s the weather like today ? Count to the Date. ‘Super Simple Songs’ on youtube – any counting song YouTube: MONKEY PUZZLE-READ ALOUD CHILDREN’S BOOK Booktastic Tales					
Story of the Week: “Monkey Puzzle” by Julia Donaldson – if you have the Book, or view on youtube.					
9.00-9.30 REVISE all previous Set 1 letters <u>every</u> day first Practise your Set 1 Speedsounds, saying without ‘uh’ and remember to either ‘stretch’ or ‘bounce’ or ‘just breath’	Phonics Set out your cards: sat pat pad pan pin tap din (1 word at a time!) Say the sounds like Fred, then swoosh your finger along to say the word! <u>Watch:</u> cbeebies Alphablocks stage 1 Episode: ‘ din ’ Read the words as the alphablocks hold hands!	Phonics Set out your cards: pot pod pop dog dig 1 word at a time ! Say the sounds, then swoosh your finger along to say the word! <u>Watch:</u> cbeebies Alphablocks stage 1 Episode: ‘ dog ’ Read the words as the alphablocks hold hands	Phonics Set out your cards: cat cod can pat tap cap nap dog 1 word at a time ! Say the sounds, then swoosh your finger along to say the word! <u>Watch:</u> cbeebies Alphablocks stage 1 Episode: ‘ cat ’ Read the words as the alphablocks hold hands	Phonics Set out your cards: pop cod cot pot cop dot Set out 1 word at a time! Say the sounds, then swoosh your finger along to say the word. <u>Watch:</u> cbeebies Alphablocks stage 1 Episode: ‘dot’ Read the words as the alphablocks hold hands	Phonics Play setting out your cards – make up some short 3 letter words by yourself – play sounding them out – Have a try at writing some – don’t forget the “ <u>here we go</u> ” RED WORDS: Not for sounding out: I my Show both to your child
9.30-10.30	Free-Flow Activities Suggestions to Choose from: <ul style="list-style-type: none">• Making a pasta tube snake – SEE ATTACHED SHEET• Make your own Rainforest Rainstick. Use a tube from a kitchen roll – SEE ATTACHED SHEET• Colouring your own ideas about the Story animals & the Rainforest• Draw a picture of your own family. We are enjoying seeing what you are doing with the activities on your look&me account ! Thank you !				
10.30-11.00	Morning Snack				
11.00-11.30	Maths Focus Learn the ‘5 Little Monkeys’ Rhyme. Count how many left each time 1 falls off! Can you play the game with your cuddly toys ? Can you write down any numbers to show how many are ON the bed & how many OFF the bed each time. Counting song on youtube Five Little Monkeys LooLoo Nursery Rhymes.	Literacy Focus Share the story ‘ Monkey Puzzle ’ By Julia Donaldson Or view on youtube. Can you join in saying “ <u>no no no...that’s not my mum</u> ” sadly, with little Monkey. Can you remember each animal in the story? Do they like the surprise in the end ? Guess: ‘Who am I?’ From the description SEE ATTACHED SHEET	Understanding The World Matching Animals to their skin. Highlight camouflage. SEE SHEET ATTACHED Cbeebies: BBC iPlayer Andy’s Safari Adventures: 1:5 Andy & the Chimps 1:9 Andy & the Capuchins 1.19 Andy and the Marmosets 1:36 Andy & the Black-crested Macaques Which is your favourite primate ?	Expressive Arts & Design Create your own idea of a Butterfly – folding your paper and adding lots of paint. Close the paper to see a beautiful SYMMETRICAL butterfly ! <u>SEE</u> www.youtube.com Type in: Symmetrical Butterfly Painting Caitie’s Classroom learning on Super Simple	PSED/Social & Emotional Being Lost Have you ever felt lost? What would you do? Who would you get help from? Mention the Blue H Sign – like on the Office/Nursery Door Monkeys are WILD and FREE & not for Animal Tourism. See ‘ Monkey Life ’ TV programme on Channel 5. About rescue & rehabilitation
11.30-12.30	Lunch Break				
12.30-1.00	Get Active Outdoors! Fresh Air play.				
1.00-1.30	Number of the Day www.communication4all.co.uk Number 0 Zero SEE ATTACHED SHEET Trace the number	Number of the Day www.communication4all.co.uk Number 1 One SEE ATTACHED SHEET Trace the number	Number of the Day www.communication4all.co.uk Number 2 Two SEE ATTACHED SHEET Trace the number	Number of the Day www.communication4all.co.uk Number 3 Three SEE ATTACHED SHEET Trace the number	Number of the Day www.communication4all.co.uk Number 4. Four SEE ATTACHED SHEET Trace the number
1.30-2.00	Story Time BBC iPlayer Tinga Tinga Tales Series 1:9 ‘Why Monkeys Swing in the Trees’	Story Time BBC iPlayer Tinga Tinga Tales Series 1:6 ‘Why Bat Hangs Upside Down’	Story Time BBC iPlayer Tinga Tinga Tales Series 1:12 ‘Why Spider Has a Tiny Waist’	Story Time BBC iPlayer Tinga Tinga Tales Series 1:22 ‘Why Caterpillar is Never in a Hurry’	Story Time BBC iPlayer Tinga Tinga Tales Series 1:11 ‘Why Frog Croaks’
2.00-2.30	Review – Talk about the day’s learning. Please upload the activities for us to see on your look@me .				

ReadWriteInc on youtube.




Around and round and
round we go,




When we get home we
have a zero.

Start at the top and
down we run,



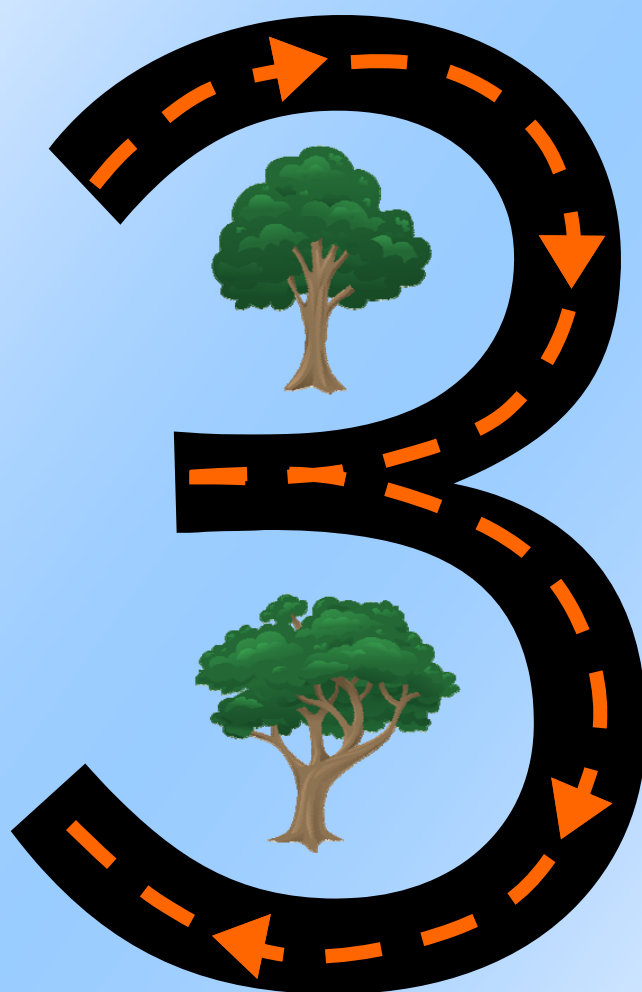
That's the way we
make a one.

Around and back on a
railroad track



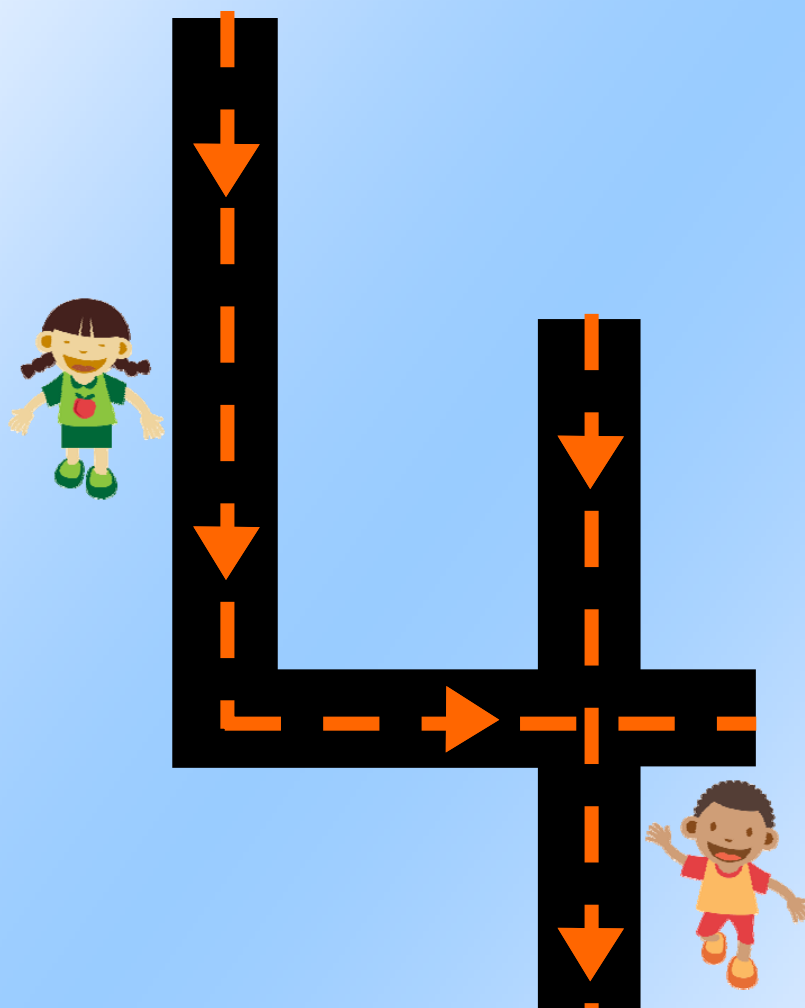
Two, two, two

Around the tree and
around the tree,

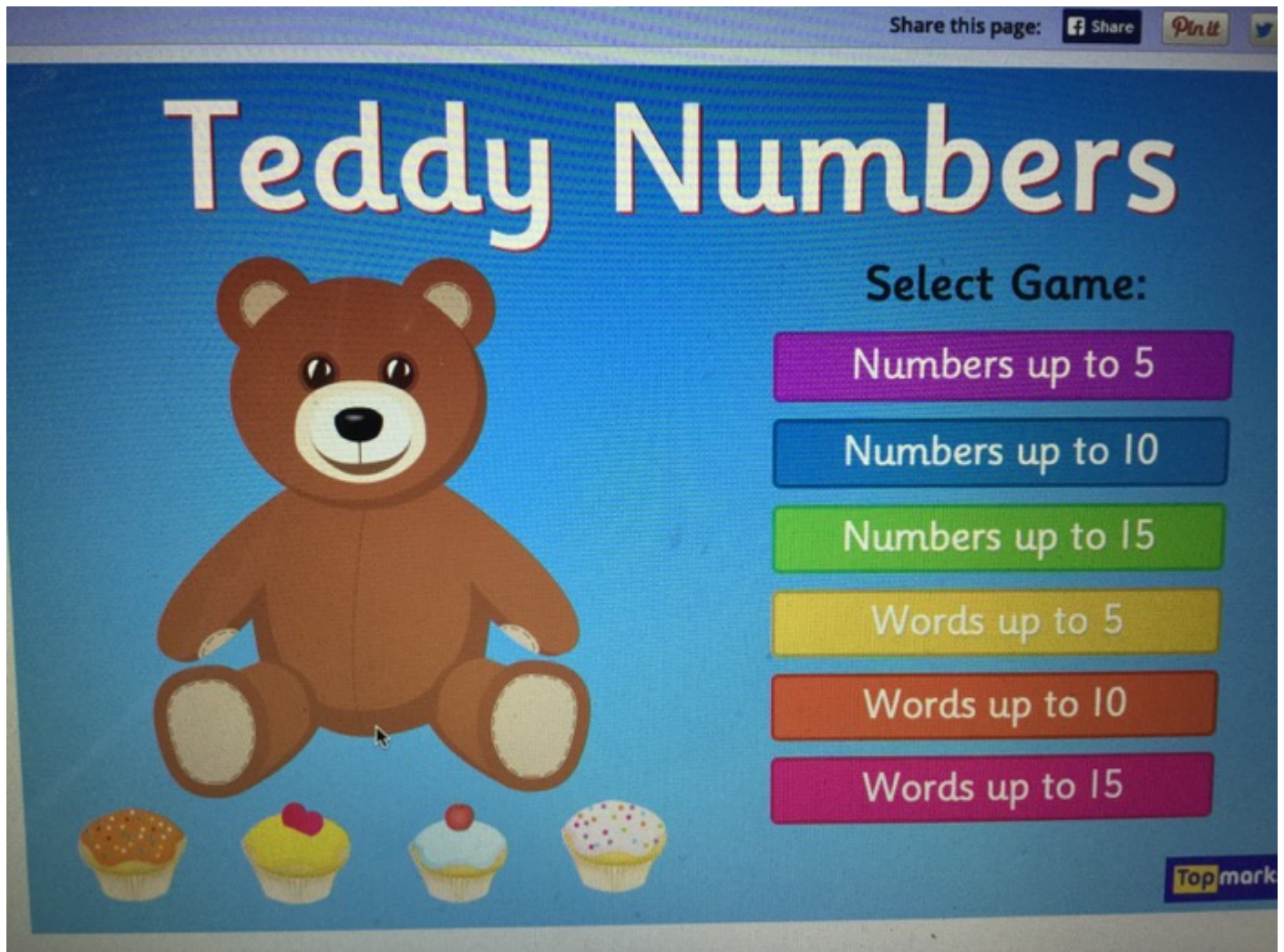


That's the way we
make a three.

Down and over, down
some more



That's the way we
make a four.



www.topmarks.co

Early Years

Teddy Numbers




Can you make a snake ?

What will you use ?



How long will it be ?




Can it 'curl around trees' like the snake in our 'Monkey Puzzle' story?



Can you make a Rainstick ? What will you put inside ? Lentils? Rice? Or maybe Stones? What will it sound like ? Loud or Soft ?

Can you match these animals to their skins?






Play the game with a grown up – hide the rhyme & guess who?
Listen carefully !

Fold the card in middle so answer is on the back.

What am I?

I have no legs.
I slither and slide.
I say 'hisssss'.


twinkl.co.uk



What am I?

I have lots of legs.
I like to eat leaves.
One day I will turn into
a butterfly.

twinkl.co.uk



What am I?

I live on a farm.
I like to eat grass.
I give milk.

twinkl.co.uk



What am I?

I have four legs.
I like to chase mice.
I say 'miaow'.

twinkl.co.uk



What am I?

I have four legs.

I am big and grey.

I have a trunk.

twinkl.co.uk



What am I?

I have four legs.

I like to eat carrots.

I have two long ears.

twinkl.co.uk



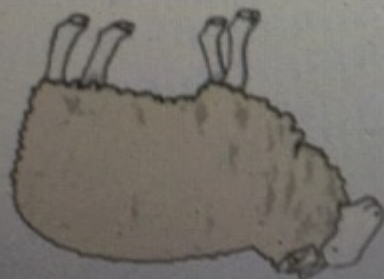
What am I?

I have four legs.

My coat is used for wool.

I say 'baaaaaa'.

twinkl.co.uk



What am I?

I have four legs.

I look like a horse.

I have black and
white stripes.

twinkl.co.uk



Fold the card in middle so answer is on the back.

What am I?

I have four legs.
I love to go for walks.
I say 'woof woof'.


twinkl.co.uk



What am I?

I have four legs.
I like to eat leaves.
I have a very long neck.

twinkl.co.uk



What am I?

I have eight legs.
I eat flies.
I live in a web.

twinkl.co.uk



What am I?

I have six legs.
I can fly.
I am red with black spots.

twinkl.co.uk

