








Year Reception Home Learning Project

Spring 2



- You should choose at least three out of the eight options below. You could think of your own idea for some research/project ('Brain Wave') as one of these.
- Please ensure you have some evidence of your Home Learning to share with your teacher. This may be presented in the Home Learning book that you have been given, or you may choose to present it in other ways e.g. using IT, creating a sculpture- be creative with how you present your work.

| | Calculate or Reason | Write | Discuss | Create | Visit | Investigate | Watch or Listen | Brain Wave! |
|--|---|--|--|--|---|--|--|-------------|
| <p>Our Learning Quest: All aboard</p>  | <p>Create a picture of your favourite mode of transport using 2D shapes.</p>  <p>Continue to practise your number formation from 1-15.</p> | <p>Practise writing your red words. Remember we can't use our sounds to write our red words, we have to remember them.</p> <p>I, my, you, the, your, be, are, put</p> <p>Challenge: Can you include a red one in a simple sentence?</p> | <p>Talk about all the different types of transport you know. Have you been on a bus/ train/ aeroplane? Adult to write down child's experience. i.e. a special time you went on an aeroplane or a train etc.</p>  | <p>Create a model of your favourite vehicle.</p> <p>Suggestion: Make a model from junk modelling materials, or construction materials such as Lego.</p>  | <p>Walk around your local area and take photographs of transport you spot.</p> <p>Or</p> <p>Go on an adventure! Travel on a bus, car or train and tell us about your experience.</p> <p>Suggestion: Take pictures of your visit and share this on Tapestry.</p>  | <p>What material would be best to make a boat?</p> <p>Suggestion: Test different materials such as paper, wood, plastic and see which will float in the water.</p> <p>Write what you have found out.</p>  | <p>Watch episodes of Alphablocks and Numberblocks on Cbeebies.</p> <p>Suggestion: Get some paper or a whiteboard and write down some words using your phonic skills to help you. Write numbers to 10/20.</p>  | |
| <p>Your Home Learning should be completed mid-way through the half term. We would like you to complete your work in your Home Learning book and bring it back into school on the hand in date. Please submit any photographs of creative projects to your child's Tapestry.</p> | | | | | | | | |
| <p>Hand in Date</p> | | | | | <p>Teacher Feedback</p> | | | |
| <p>Tuesday 10th March 2026</p> | | | | | <p>Thursday 26th March 2026</p> | | | |