


Bowes Primary School



Home Learning Pack

- We have provided several tasks that will support your child's learning during the current school closure.
- Many of the tasks are based on what the children would have been studying in class.
- Work can be recorded in your child's Home Learning book where appropriate.
- As teachers will not be able to oversee or feedback on this work, any support you can provide will be helpful.

Year group: Reception

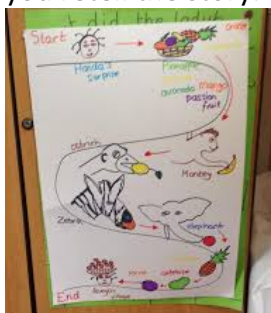
Curriculum area Tasks

Reading


- Read fiction and non-fiction books about animals.
- Read rhyming books about animals – *Commotion in the Ocean/Rumble in the Jungle*. Can you find and write the rhyming words?
- Can you identify *Red* and *Green* words in your storybooks at home? Write a list of the words you find.
- Share a story with your child every day. Ask them key questions “Who are the characters in the story?” “What happens next?” “What do you think will happen at the end?” “Can you retell the story- beginning, middle, end?”
- Play reading games:
- <https://www.ictgames.com/mobilePage/tellATRex/index.html>
(Tell a T Rex – CVC, CVCC, CCVC, ai, oy, ay, ee, ar, ea, ir, ur, oo, oo, ou, ow, igh, or, air)
- <https://www.ictgames.com/mobilePage/hfwBingo/index.html>
(High Frequency word bingo – Phase 2/phase 3)
- <https://www.ictgames.com/mobilePage/bingoOriginal/index.html>
(blending Bingo – phase 2/ phase 3)
- Go on a sound hunt – adult to give child a sound to find around the house – can you find something that has the ‘ay’ sound in (i.e. crayon)
- Play Forest Phonics
<https://www.ictgames.com/mobilePage/forestPhonics/index.html>
- Phonic board games ‘Read and Race’
- <https://www.twinkl.co.uk/resource/t-l-9059-phase-3-phonics-read-and-race-game-bumper-activity-pack> |(Phase 3)
- <https://www.twinkl.co.uk/resource/t-l-527007-phonics-read-and-race-game-bumper-activity-pack> (Phase 2)
- Join Oxford Owl and practise reading with your child.
https://www.oxfordowl.co.uk/user/sign_up.html
- Watch this video and practise saying the sounds
<https://www.youtube.com/watch?v=VQgizwwwvqNk>

Writing

- Make a mini fact book about animals
- What am I? Choose an animal and write some clues – Can your grown up guess the animal?
- Daily diary – write 1 or 2 sentences a day.
- Choose your favourite story book and make a story map – write labels and simple sentences to help you retell the story.



- Write a list of all the animals that live in the jungle/on the farm/ under the sea etc

	<ul style="list-style-type: none"> • Use different mark making tools to practise letter formation, writing words (<i>Red</i> and <i>Green</i>) and writing sentences. Write in chalk, whiteboard and pens, felt tips, crayons, paint, pastels etc. • Pick 6 sounds – how many words can you make with the sounds? (i.e. s,a,t,p,i,n – tap, sat, pin, tip etc)
<p>Maths</p>	<ul style="list-style-type: none"> • Pet shop – introduce shopping with coins to £2. Write price labels for items in the pet shop. • Count, order and recognise numbers to 20. • Splat 100 square – practise 1 more and 1 less, addition and subtraction (to 10/20). • General addition and subtraction using toys, cutlery, food, number line etc (to 10/20). • Make ‘teen’ numbers – use Duplo/ Lego to show 10’s and 1’s.  <ul style="list-style-type: none"> • Identify everyday 2D and 3D shapes – take photos and label the shapes you have found. • Play doubling/ halving games – make number cards to 10. Choose a card – can you double the number? Can you share/ halve the number? (you could use food items like raisins to practise sharing). • Bath time fun – have empty bottles – practise filling and emptying them – use the language full, half full, empty with your child.
<p>Topic based project based on research</p>	<ul style="list-style-type: none"> • Make some playdough (simple recipe attached) • Use tools to make animals from playdough • Active sessions – youtube https://www.youtube.com/results?search_query=just+dance <i>(Just Dance)</i> https://www.youtube.com/user/CosmicKidsYoga <i>(Cosmic Kids Yoga)</i> https://www.youtube.com/results?search_query=5+a+day+fitness <i>(5 a Day Fitness)</i> • Develop Fine motor skills– cutting activities/ colouring, letter formation (available on Twinkl) • Where can we find animals? – (jungle, farm, homes, zoo, desert, sea, arctic etc). Match animals to where they come from and their homes. Why do animals live there? • Animals and their babies – match the animal to their baby. • Make an animal home from junk modelling. • General model making with recycled materials. • Role play – vets, farm, jungle explorer. • Go on a bug hunt – write a list, draw pictures or take photos of the bugs you have found. • Painting pictures • Collage using a range of media and explore using different techniques (ripping, scrunching etc).

General:

- Number formation (number formation rhymes – see attachment)
- Cursive Letter formation <https://www.letterjoin.co.uk>
- Sound book practise (refer to website)
- Explore 'Phonics Play' Website <https://www.phonicsplay.co.uk>
- Singing songs is a lovely way to learn new vocabulary and rhythm, rhyme and actions. Happy singing everyone! '*Down in the Jungle*' always goes down well! <https://www.youtube.com/watch?v=dFiqiQIHPwU> and '*Commotion in the Ocean*', '*There's a Hole at the Bottom of the Sea*'.
- TWINKL account – they are offering free membership for 1 month for parents. You can find many games, flashcards, addition/subtraction sums etc from this website to help you support your child at home. Setting this up is really easy to do - go to www.twinkl.co.uk/offer and enter the code **UKTWINKLHELPS**
- For extra inspiration and ideas try Pinterest and search EYFS activities, EYFS maths, literacy etc <https://www.pinterest.co.uk/>
- To reinforce home learning watch Alphablocks and Numberblocks on BBC Iplayer.

Number formation rhymes

- 1 – Go straight down and then you're done, go straight down and then you're done, go straight down and then you're done, to make the number 1.
- 2 – Curve around and slide to the right, curve around and slide to the right, curve around and slide to the right to make the number 2.
- 3 – Curve around and around again, curve around and around again, curve around and around again to make the number 3.
- 4 – Down, across and cut in half, down, across and cut in half, down, across and cut in half to make the number 4.
- 5 – Neck and tummy, put on a hat, neck and tummy, put on a hat, neck and tummy, put on a hat to make the number 5.
- 6 – Down and around and curl it up, down and around and curl it up, down and around and curl it up, to make the number 6.
- 7 – Slide to the right and slide it down, slide to the right and slide it down, slide to the right and slide it down, to make the number 7.
- 8 – Make an S and climb back up, make an S and climb back up, make an S and climb back up, to make the number 8.
- 9 – Make a ball and then a line, make a ball and then a line, make a ball and then a line to make the number 9.
- 10 – Draw a stick and make a ball, draw a stick and make a ball, draw a stick and make a ball to make the number 10.

Read Write Inc Phonics

SET 1		SET 2		SET 3	
Sound	Rhyme	Sound	Rhyme	Sound	Rhyme
m	Down Maisie then over the two mountains. Maisie, mountain, mountain.	ay	May I Play?	ea	Cup of tea
a	Round the apple, down the leaf.	ee	What can you see?	oi	Spoil the boy
s	Slide around the snake	igh	Fly high	a-e	Make a cake
d	Round the dinosaur's back, up his neck and down to his feet.	ow	Blow the snow	i-e	Nice smile
t	Down the tower, across the tower.	oo	Poo at the zoo	o-e	Phone home
i	Down the insects body, dot for the head.	oo	Look at a book	u-e	Huge brute
n	Down Nobby and over the net.	ar	Start the car	aw	Yawn at dawn
p	Down the plait, up and over the pirates face.	or	Shut the door	are	Care and share
g	Round the girls face, down her hair and give her a curl.	air	That's not fair	ur	Nurse with a purse
o	All around the orange.	ir	Whirl and twirl	er	A better letter
c	Curl around the caterpillar.	ou	Shout it out	ow	Brown cow
k	Down the kangaroo's body, tail and leg.	oy	Toy for a boy	ai	Snail in the rain
u	Down and under the umbrella, up to the top and down to the puddle.			oa	Goat in a boat
b	Down the laces, over the toe and touch the heel.			ew	Chew and stew
f	Down the stem and draw the leaves.			ire	Fire fire
e	Slice into the egg, go over the top, then under the egg.			ear	Hear with your ear
l	Down the long leg.			ure	Sure it's pure
h	Down the horse's head to the hooves and over his back.				
sh	Slither down the snake, then down the horse's head to the hooves and over his back.				
r	Down the robot's back, then up and curl.				
j	Down his body, curl and dot.				
v	Down a wing, up a wing.				
y	Down a horn, up a horn and under the yak's head.				
w	Down, up, down, up the worm.				
th	Down the tower, across the tower, then down the horse's head to the hooves and over his back				
z	Zig-zag-zig, down the zip.				
ch	Curl around the caterpillar, then down the horse's head to the hooves and over his back.				
qu	Round the queen's head, up to her crown, down her hair and curl.				
x	Cross down the arm and leg and cross the other way.				
ng	A thing on a string.				
nk	I think I stink.				

I	no	go
to	the	he
she	we	me
be	was	my
all	they	you
are	said	one
of	your	there